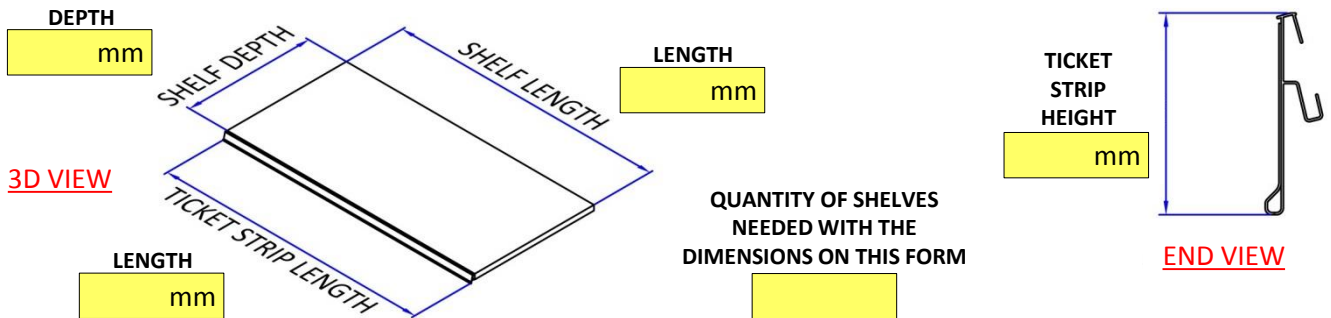


POP Shelves can be made to suit most chilled or ambient fixtures. For us to make the right size for you, please fill in the details highlighted below and trace around a shelf bracket on the other side of this sheet. Please fill in one form per shelf size or fixture type and post to POP Sizes, Big Skies Ltd, 1 Wimbridge Close, Wimpole, Royston, SG8 5QQ, or scan and email to popshelf@bigskies.net. If in any doubt about what to measure please call us on 01223 208 266 and we will be happy to help.

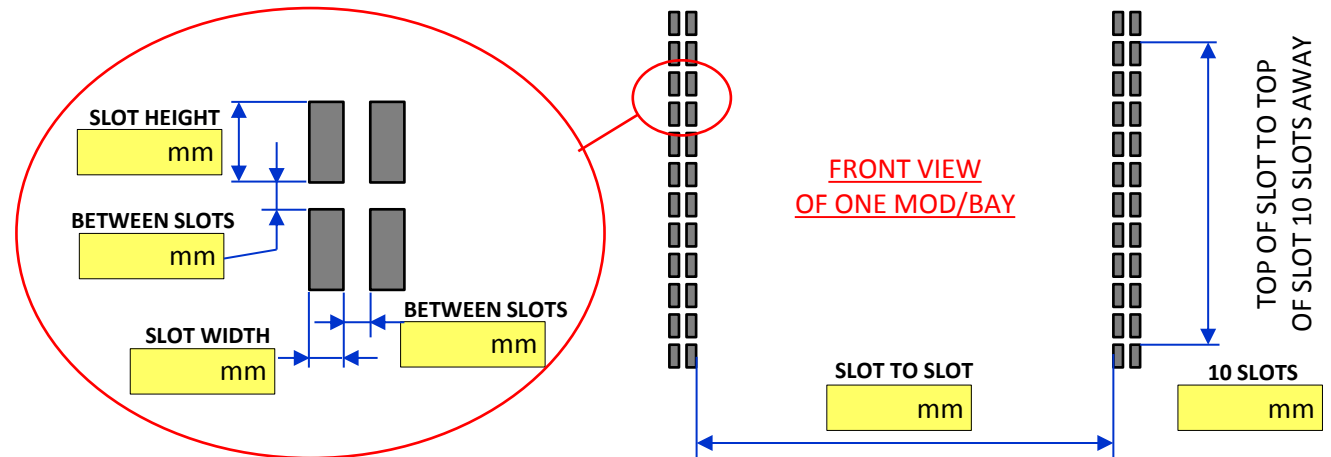
YOUR DETAILS (only ever used to contact you – never passed on to anyone else)

Your name:	<input type="text"/>	Company/store name:	<input type="text"/>
Email:	<input type="text"/>	Fridge make (if known):	<input type="text"/>
Telephone:	<input type="text"/>	Fridge model (if known):	<input type="text"/>

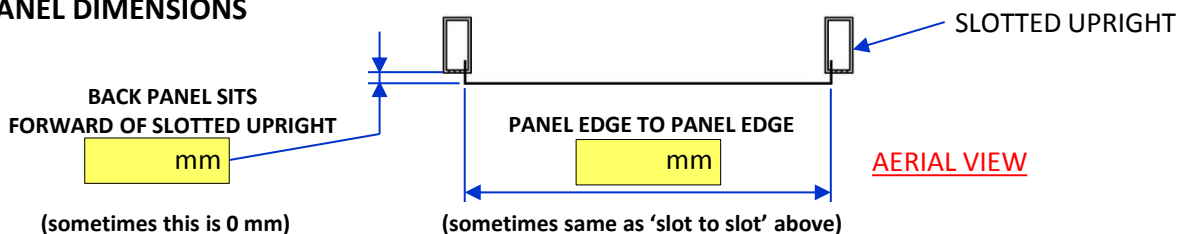
SHELF AND TICKET STRIP DIMENSIONS



SLOT DIMENSIONS IN UPRIGHTS/COLUMNS/KEYBARS/PILASTERS



BACK PANEL DIMENSIONS



PTO FOR BRACKET DETAILS

EXISTING SHELF BRACKET DETAILS

POP Shelves need new brackets with our anti-tip safety feature. The outline of your existing shelf brackets will show us what shape of new brackets will fit your fixture. Please lay the hook end of a bracket below and trace carefully around it.

If your existing shelves can be sloped, do you need the new brackets to slope too?

Yes / No

